



embracing a better life

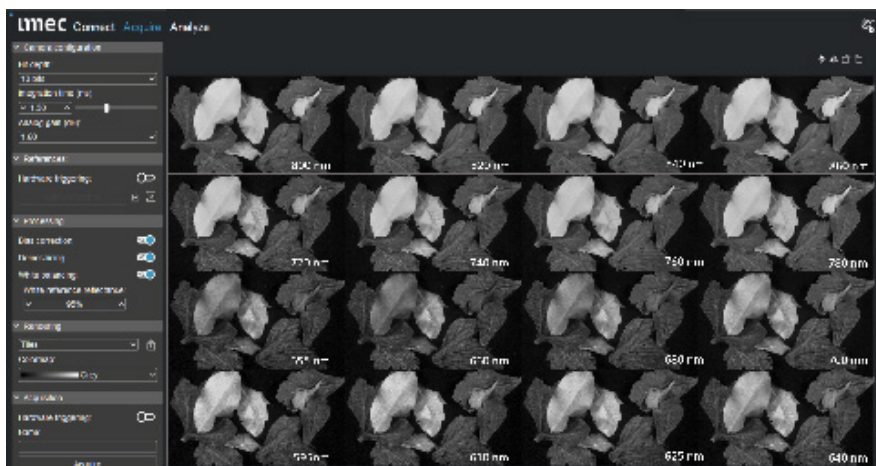


SNAPSHOT VIS / REDNIR / NIR RANGE HYPERSPECTRAL IMAGING EVALUATION KITS

Imec's hyperspectral evaluation kit offers fast and user-friendly solution to new users of hyperspectral imaging that want to analyze sample materials. Our solution is flexible and designed to enable application development, delivering relevant video data already within minutes after initial installation. It includes all required components, from imec image sensor to Ximea camera and imec HSI Mosaic software.

HYPERSPECTRAL IMAGING TECHNOLOGY FOR REAL-TIME, VIDEO-RATE APPLICATIONS

Snapshot hyperspectral cameras enable real-time, video-rate output hyperspectral images. This is key for applications where objects are moving (e.g. sorting some food on a conveyor belt), or where the camera is moving (e.g. when carried on a drone UAV) or simply in static mode to prevent any motion artifacts during long time acquisitions (e.g. respiration movements of tissues in medical imaging, or moving target in security & surveillance applications).




Hyperspectral imaging acquisition software of imec. Several green color objects are imaged (fresh leaf, dry leaf, plastic leaf) are shown in 4x4 = 16 spectral band tiled images view. The HSI data-cube is also classified in real-time at 120+ FPS according to NDVI vegetation index (see next page).

KEY BENEFITS

- **Video-rate** acquisition of hyperspectral imaging data cubes with no motion artifacts, perfectly suited for acquisition of moving objects or scenes. Compact and light Ximea camera
- **Easy set-up** with all standard components (USB3, C-mount optics)
- **Easy to use even for new users of spectral imaging**, with full software for image acquisition, cube pre-processing, visualisation and classification
- **API**, for integration in automated systems

HYPERSPECTRAL SNAPSHOT USB3 CAMERA EVALUATION KIT SPECIFICATIONS



Snapshot hyperspectral image sensors conceptual view of the per-pixel filter deposited mosaic.

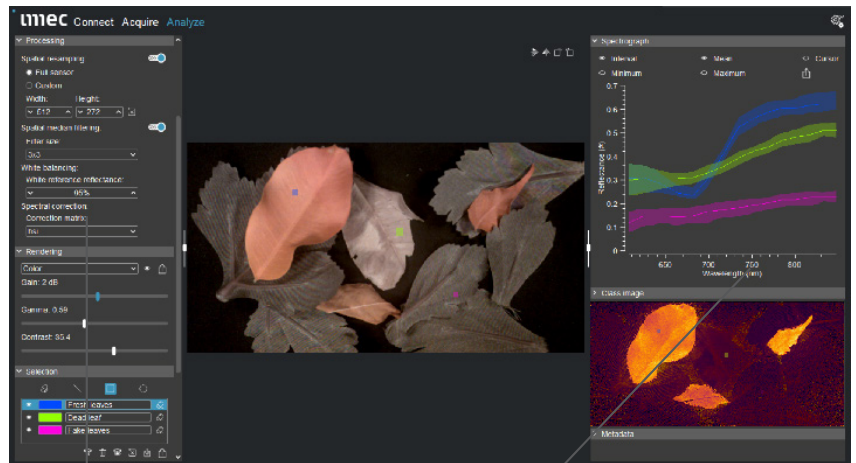
Spatial resolution	2MP after reconstruction
Spectral resolution	15+ bands in 460-600 nm range (SNm4x4 VIS version) 15+ bands in 595 – 860 nm range (SNm4x4 RedNIR version) 24+ bands in 665 – 975 nm range (SNm5x5 NIR version)
Bandwidth per band (FWHM)	-10 - 15 nm (collimated)
Base imager type	CMOS imager, CMOSIS CMV2000 based
Acquisition speed	Up to 120 hyperspectral cubes/second (USB3.0 interface limited)
Pixel pitch	5.5 μm pixels, 2/3" sensor optical format
Bit depth	8 or 10 bits
Optics	16 / 25 / 35 / 50 mm lenses, F2.8, C-mount
Interface	USB3.0 + GPIO + I/O for triggering
SW acquisition modes	HDR modes (dual or multi-exposures for best SNR per band channel) Resolution upscaling
Power Consumption	1.6 Watt
Dimensions (WxHxD)	26 x 26 x 31 mm
Weight	32 g (without optics)

XISPEC2 SNAPSHOT CAMERA EVALUATION KIT

- Snapshot hyperspectral imaging mosaic image sensor
- USB3.0 camera read-out electronic
- Interface and triggering cables
- Rejection filters
- HSI Mosaic Software with permanent single user license and SDK / API

APPLICATIONS

- Optical sorting in machine vision
- Chemical analysis of material composition
- Food safety and inspection
- Medical & healthcare
- Pharmaceutical manufacturing
- Semiconductor & photovoltaic
- Waste recycling
- Human machine interface
- Minerology & mining
- Precision agriculture
- Security & surveillance



Main control panel

- Camera exposure time, framerate
- Hardware triggering
- Cube / frame export
- Light calibration
- Reflectance calculation
- Superresolution

Visualization panel

- Spectral plot
- Color reconstruction
- False color image
- NDVI
- Live view
- Classification

User interface of imec in house acquisition software, designed for user-friendly hyperspectral imaging operations.

CONTACT US

hsi.sales@imec.be

DISCLAIMER - This information is provided 'AS IS', without any representation or warranty. Imec is a registered trademark for the activities of IMEC International (a legal entity set up under Belgian law as a "stichting van openbaar nut"), imec Belgium (IMEC vzw supported by the Flemish Government), imec the Netherlands (Stichting IMEC Nederland, part of Holst Centre which is supported by the Dutch Government), imec Taiwan (IMEC Taiwan Co.) and imec China (IMEC Microelectronics (Shanghai) Co. Ltd.) and imec India (Imec India Private Limited), imec Florida (IMEC USA nanoelectronics design center).